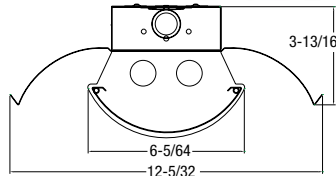




Through the art of perforated metals and modern lines, these easy-to-install kits accommodate different mounting configurations, depending on your needs. No matter which model you choose, you are guaranteed a simple, beautiful and cost-effective solution with KC2100.

KC2100 Series

By choosing from reflector types and basket materials, the lighting designer controls the light intensity. The KC2100 Series can be used to retrofit a flush-mounted strip or a hanging strip.



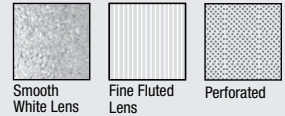
End view showing reflector configuration and lampholder location

Accessories and Options:

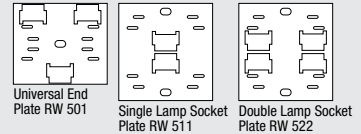
Perforated metal reflectors and baskets are made of cold rolled steel. Perforated metal parts are post painted with a durable baked polyester white powder coat. Each piece is formed by our state-of-the-art multi-radii machine for consistency.

The acrylic basket option provides greater light output while diffusing light for a glare controlled look. Consistency is the key to a quality design.

Basket Options



Socket conversion kits convert a 4-1/4' strip fixture into one- or two-lamp T8. 4' and 8' Kits available.



Note: All RW 501, RW 511 and RW 522 socket plates use slide-on lampholders.

Do not use snap-in lampholders.

Reflector is used as a ballast cover.

KC2100 Direct / Indirect Series — Urbanus

KC21WPRPB4	KC2175 White 4' Perf Reflector with Perf Basket Kit
KC21WPRSWA4	KC2175 White 4' Perf Reflector with Smooth White Lens Kit
KC21WPRFL4	KC2175 White 4' Perf Reflector with Fluted Lens Kit
KC21WPRPB8	KC2175 White 8' Perf Reflector with Perf Basket Kit
KC21WPRSWA8	KC2175 White 8' Perf Reflector with Smooth White Lens Kit
KC21WPRFL8	KC2175 White 8' Perf Reflector with Fluted Lens Kit

Note: Solid white reflector also available. Contact customer service for more details.

Accessories / Options

KC21CRM	KC2100 Series Continuous Row Mount Kit
---------	--

KC2100 Series Urbanus Direct / Indirect

for Strip Fixture Retrofit

KC2100 Series Urbanus Direct / Indirect

for Strip Fixture Retrofit

KC21 WRFL4

Direct Luminaire

Solid White Reflector

6" Wide Curved Linear Prismatic Lens

Lamps: (2) F32T8

Rated Lumens: 2900

ZONAL LUMEN SUMMARY

ZONE	LUMENS	%BARELAMP	%LUMINAIRE
0-30	1202	20.7	25.6
0-40	1993	34.4	42.4
0-60	3590	61.9	76.4
0-90	4646	80.1	98.8
40-90	2652	45.7	54.4
60-90	1056	18.2	22.5
90-120	53	0.9	1.1
90-150	54	0.9	1.2
90-180	54	0.9	1.2
0-180	4700	81.0	100.0

COEFFICIENTS OF UTILIZATION

Room Cavity Ratio	CEILING CAVITY REFLECTANCE																							
	80						70				50				30				10				0	
	70	50	30	10	70	50	30	10	50	30	10	50	30	10	50	30	10	50	30	10	00			
0	96	96	96	96	94	94	94	94	90	90	90	86	86	86	82	82	82	80						
1	88	84	81	77	86	82	79	76	78	76	73	75	73	71	72	70	69	67						
2	81	74	69	64	78	73	68	64	70	66	62	67	63	60	64	61	59	57						
3	74	66	60	55	72	65	59	54	62	57	53	60	56	52	58	54	51	49						
4	68	59	52	47	66	58	51	46	55	50	46	53	49	45	52	48	44	42						
5	63	53	46	40	61	52	45	40	50	44	40	48	43	39	47	42	39	37						
6	58	47	40	35	56	47	40	35	45	39	35	44	38	34	42	38	34	32						
7	54	43	36	31	52	42	36	31	41	35	31	40	34	30	38	34	30	28						
8	50	39	32	27	48	38	32	27	37	31	27	36	31	27	35	30	26	25						
9	46	35	29	24	45	35	28	24	34	28	24	33	28	24	32	27	24	22						
10	42	31	24	20	41	30	24	20	30	24	20	29	23	20	28	23	20	18						

